14 days | Wed Jun 22,2022 - Tue Jul 05,2022

118
mg/dL

Average glucose(CGM)

38
mg/dL

Standard deviation(CGM)

N/A

Glucose Management Indicator

18
times

Hypoglycemia risk

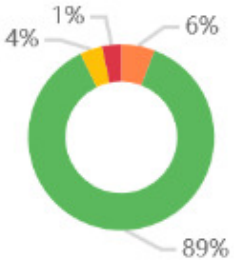

Distribution

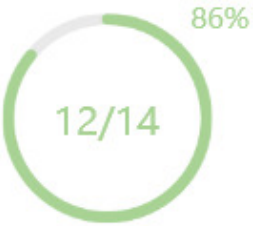

Sensor usage

We found no patterns during this date range.

The best day was Jul 02,2022。

Your glucose data was in the target range about 98% of the day.

14 days | Wed Jun 22,2022 - Tue Jul 05,2022

The best day was Jul 02,2022。

Your glucose data was in the target range about 98% of the day.

Glucose Data(Jul 02,2022)

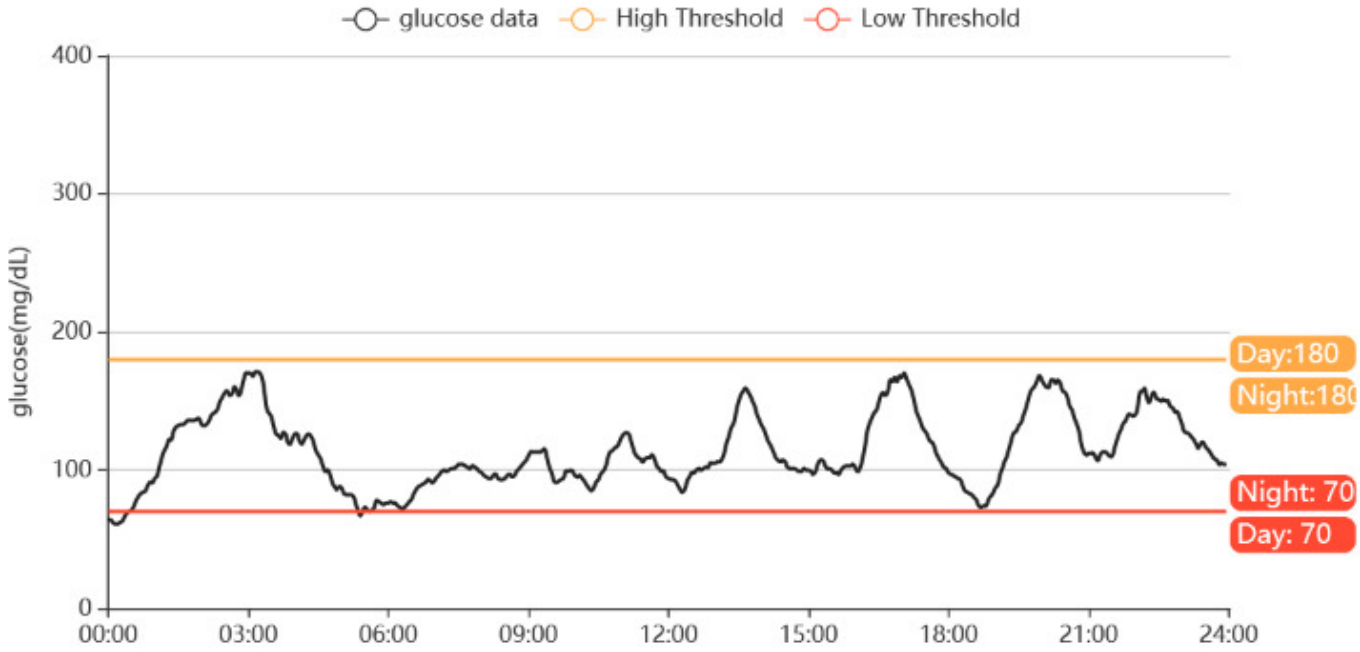

114
mg/dL

Average glucose(CGM)

27
mg/dL

Standard deviation(CGM)

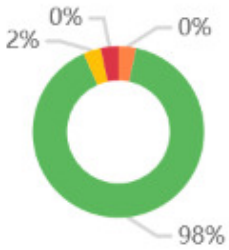

Distribution

14 days | Wed Jun 22,2022 - Tue Jul 05,2022

Data Analysis in 14 Days

Wed Jun 22,2022 - Tue Jul 05,2022

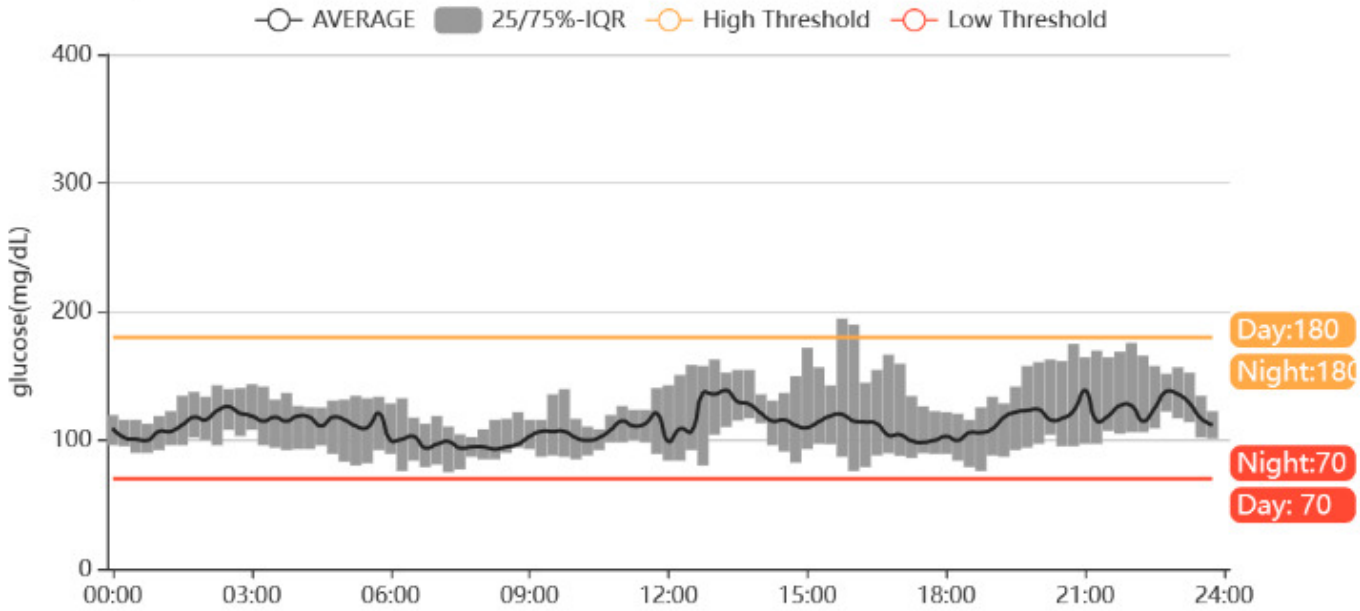

patient:
Test User

Overlay Report

Generation time:
2022-07-09 14:07

14 days | Wed Jun 22,2022 - Tue Jul 05,2022

Week 1

Fri Jun 24,2022 - Thu Jun 30,2022

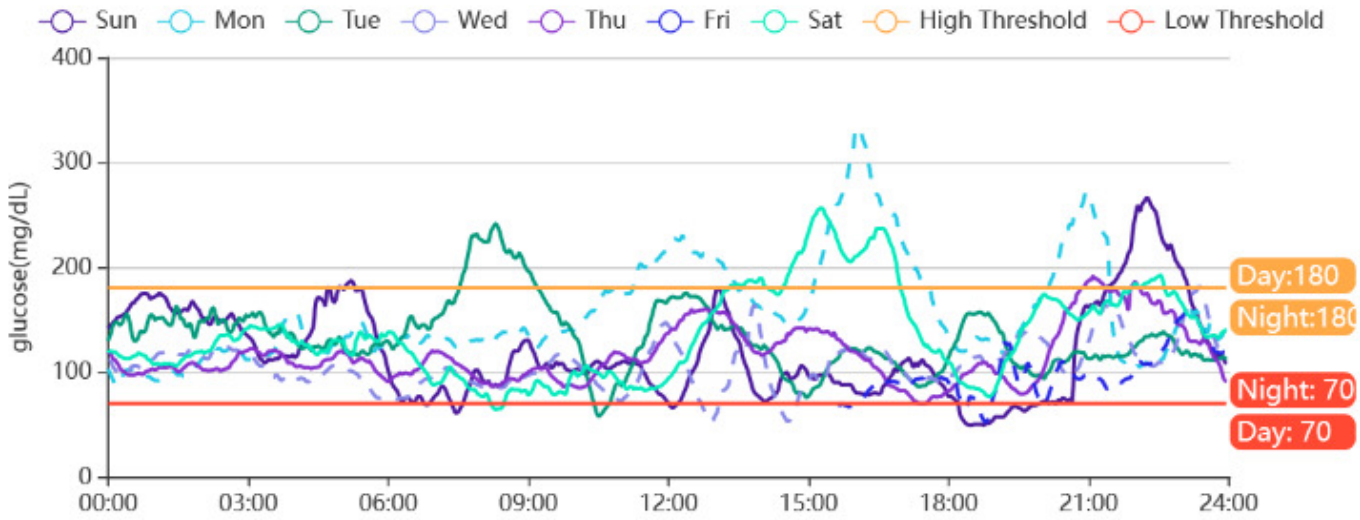

Week 2

Fri Jul 01,2022 - Tue Jul 05,2022

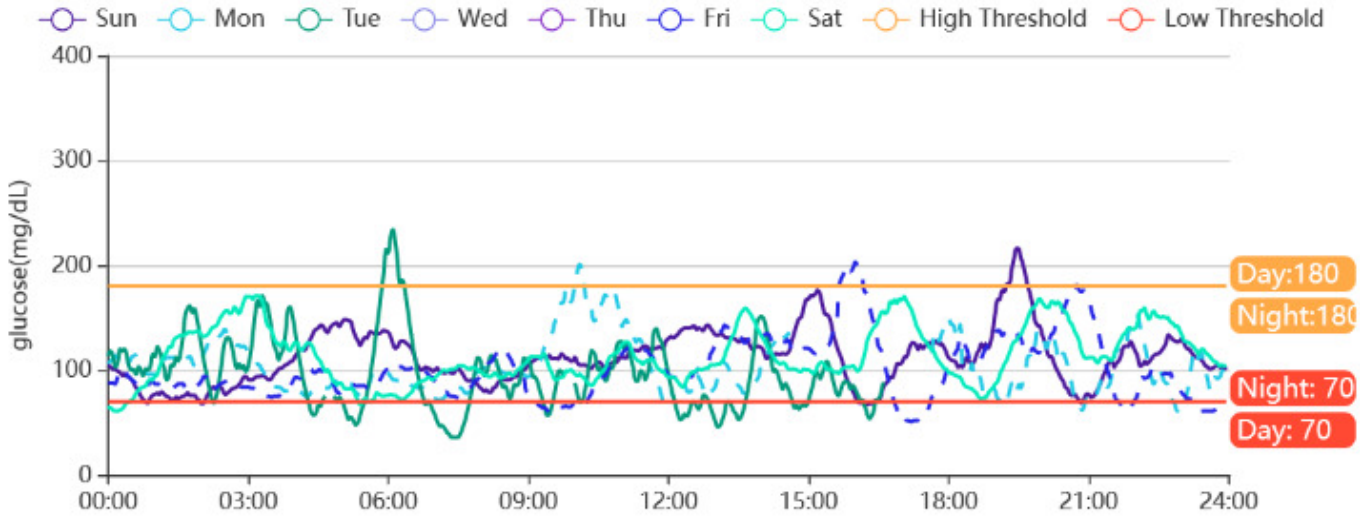

14 days | Wed Jun 22,2022 - Tue Jul 05,2022

Fri Jun 24,2022

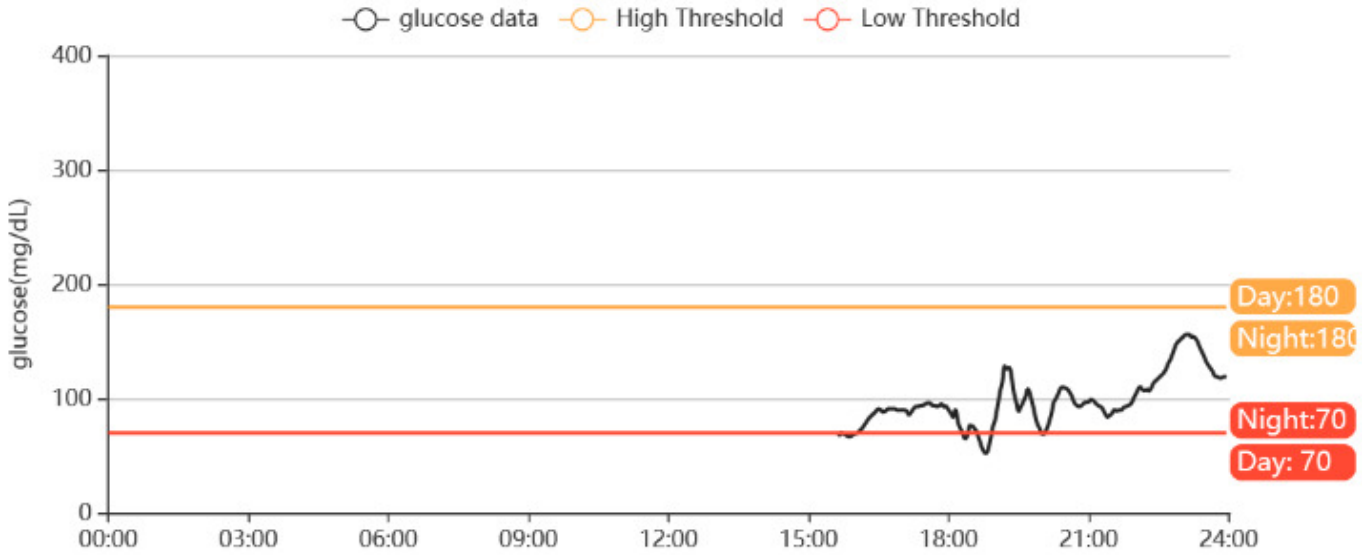

Sat Jun 25,2022

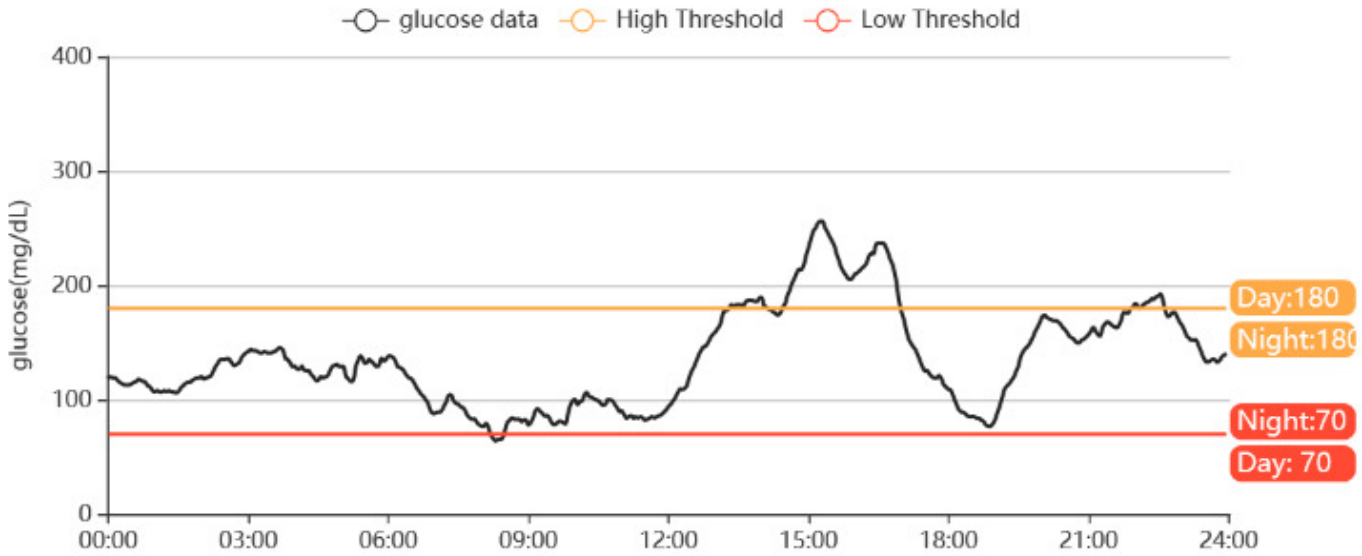

14 days | Wed Jun 22,2022 - Tue Jul 05,2022

Sun Jun 26,2022

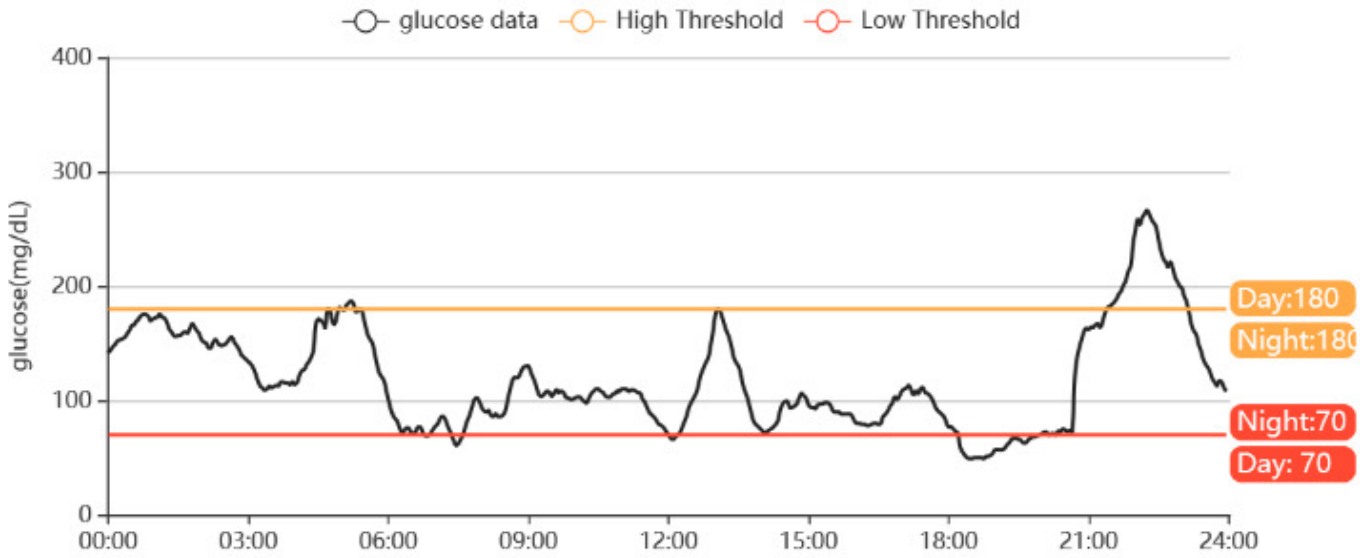

Mon Jun 27,2022

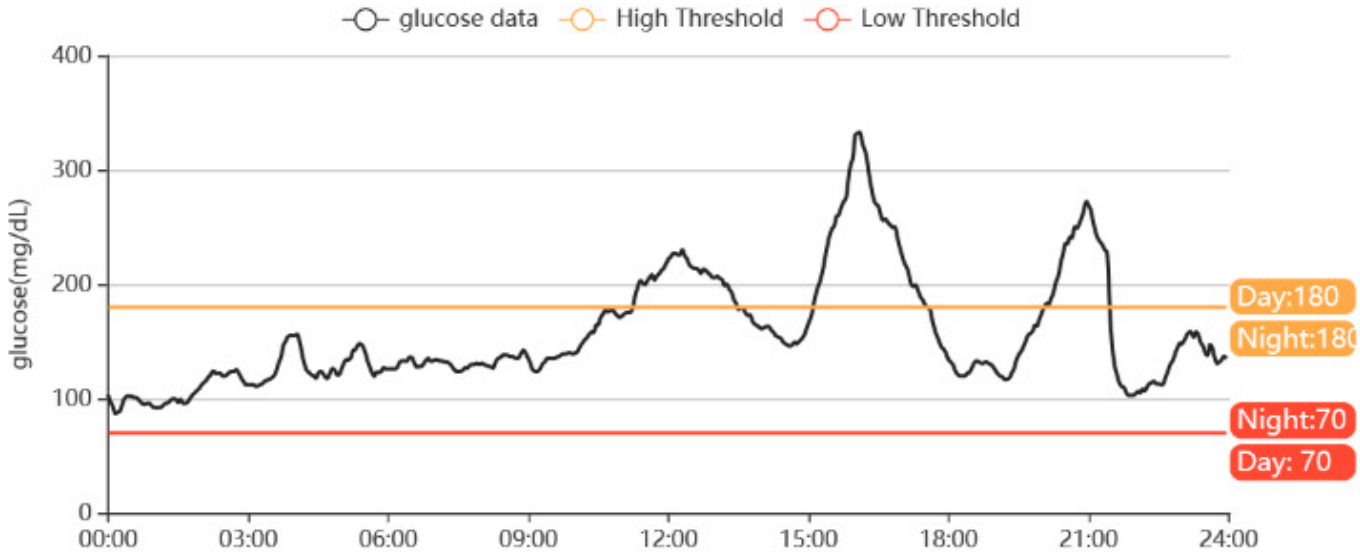

14 days | Wed Jun 22,2022 - Tue Jul 05,2022

Tue Jun 28,2022

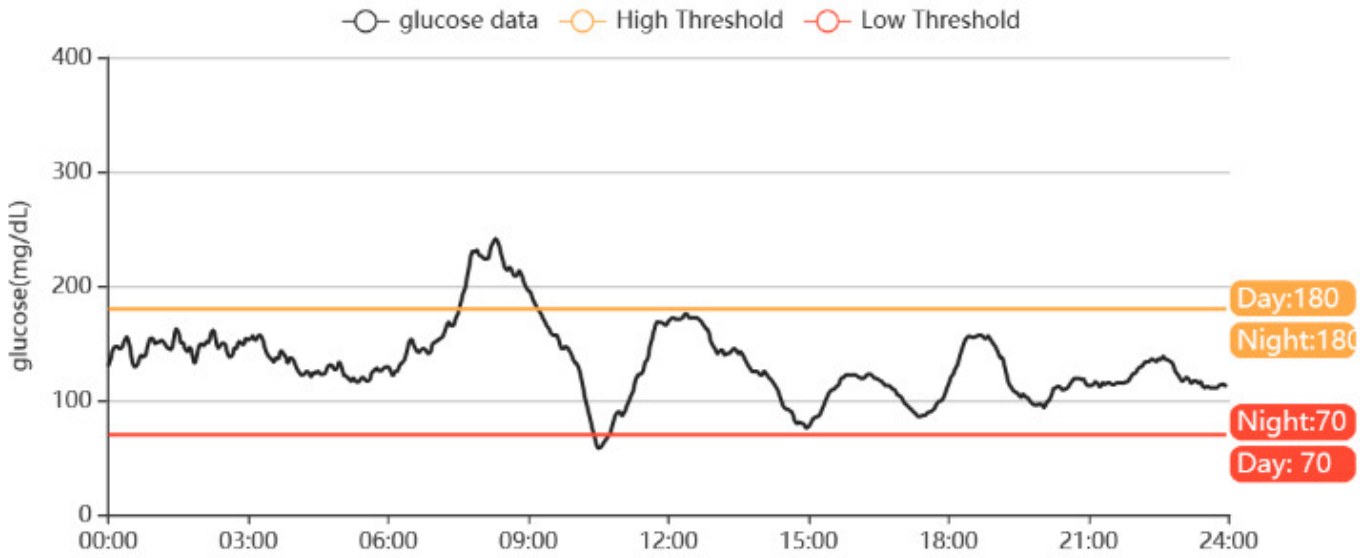

Wed Jun 29,2022

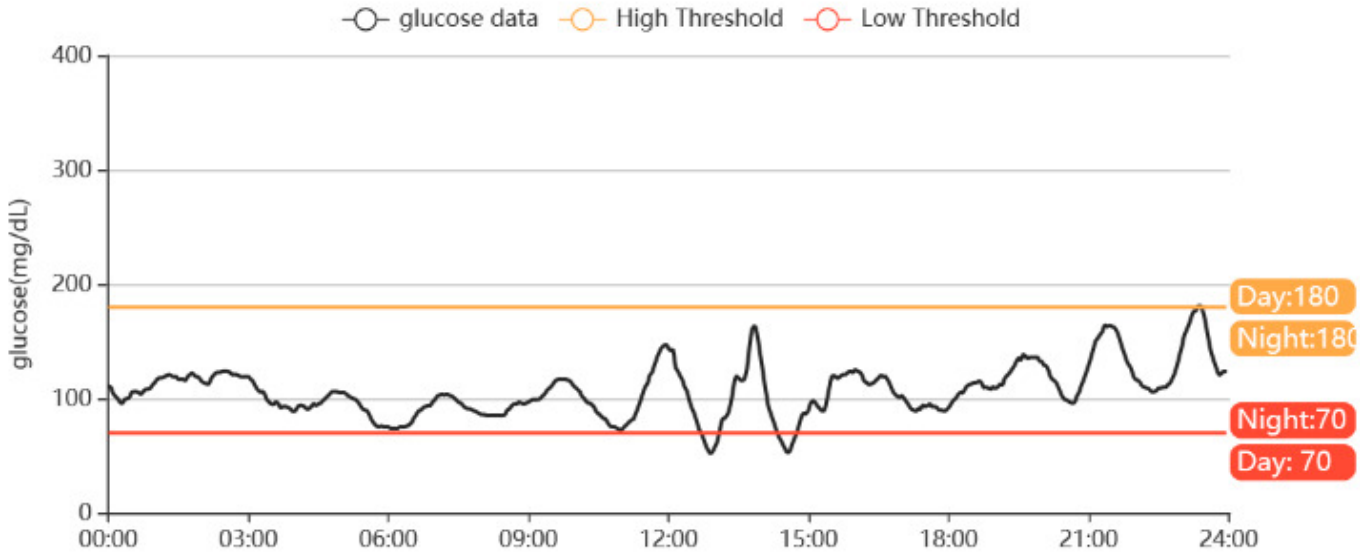

14 days | Wed Jun 22,2022 - Tue Jul 05,2022

Thu Jun 30,2022

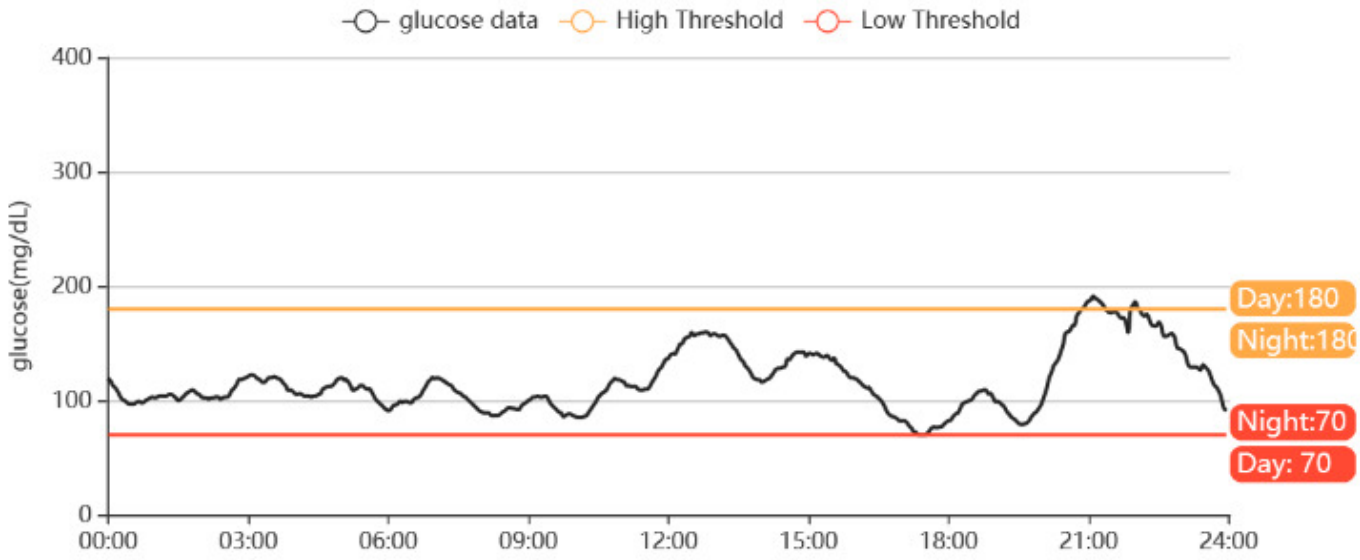

Fri Jul 01,2022

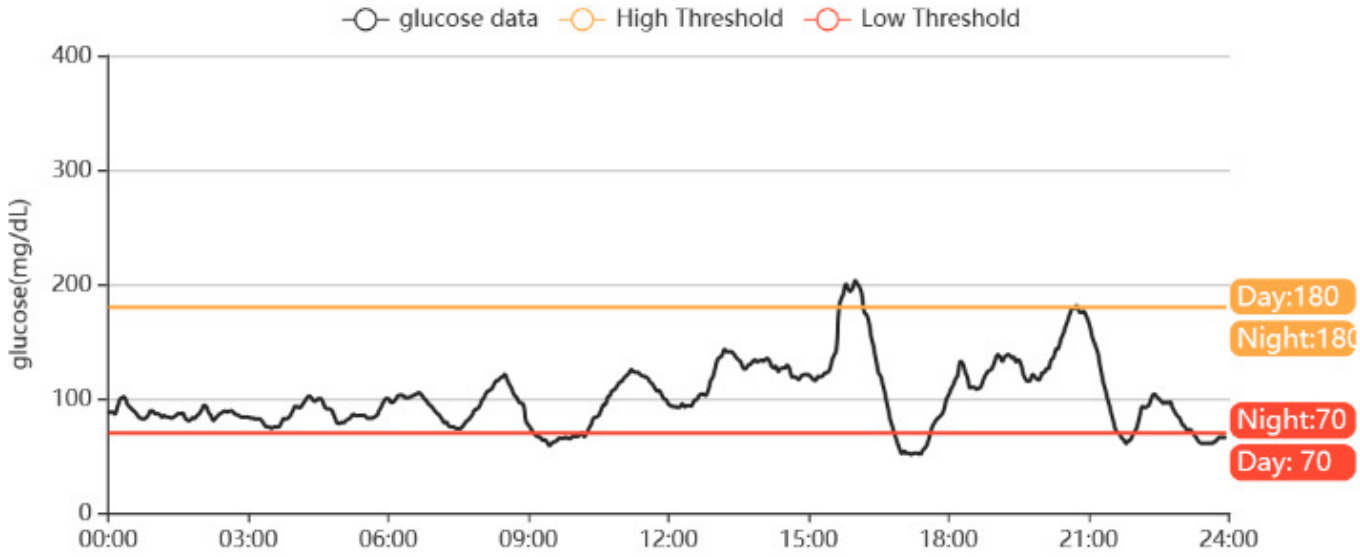

patient:
Test User

Daily Report

Generation time:
2022-07-09 14:07

14 days | Wed Jun 22,2022 - Tue Jul 05,2022

Sat Jul 02,2022

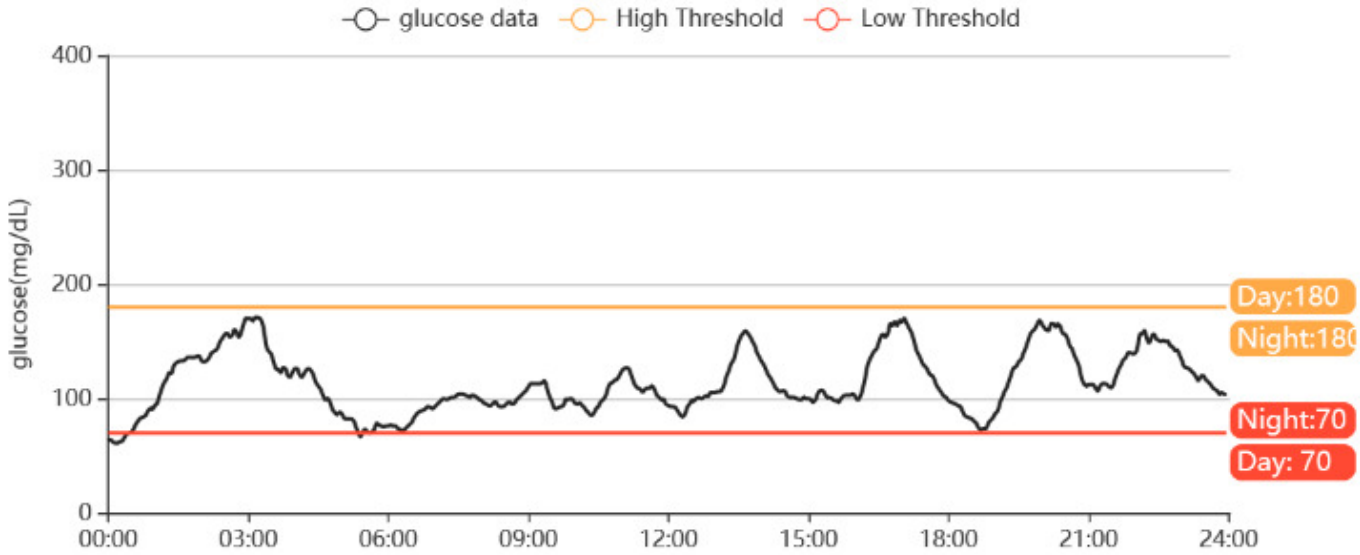

Sun Jul 03,2022

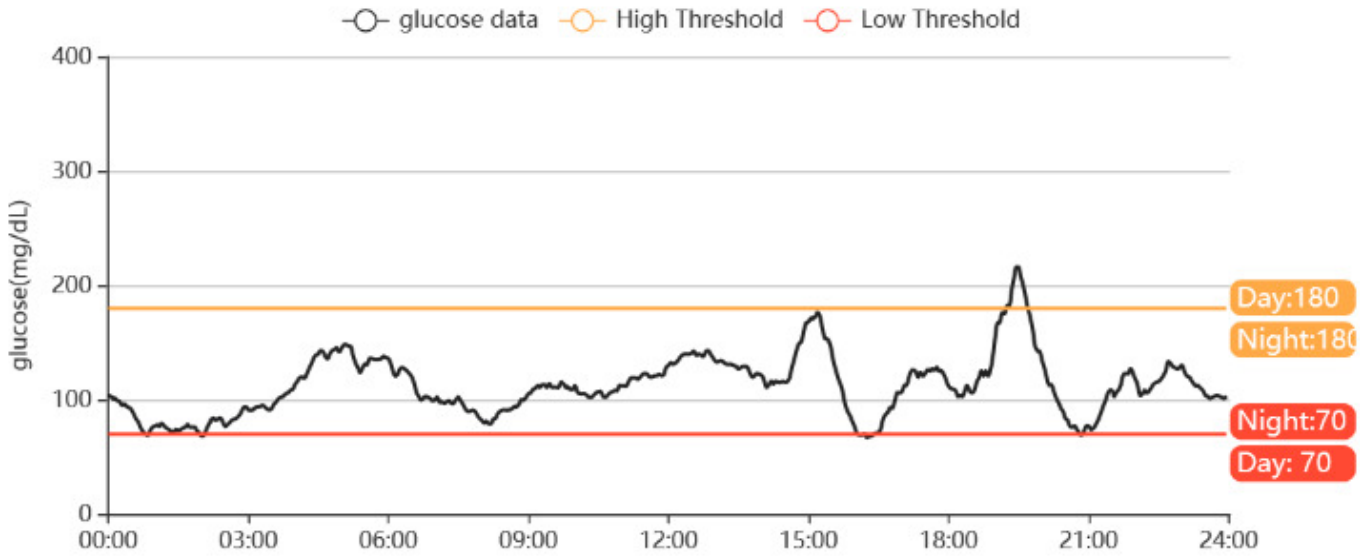

patient:
Test User

Daily Report

Generation time:
2022-07-09 14:07

14 days | Wed Jun 22,2022 - Tue Jul 05,2022

Mon Jul 04,2022

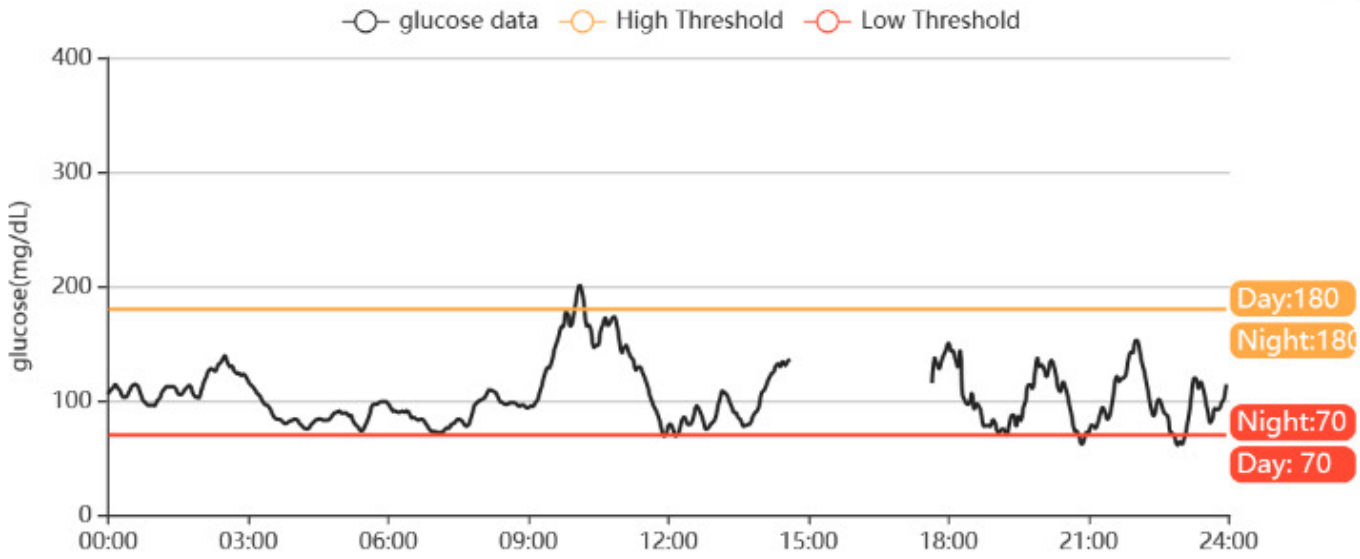

Tue Jul 05,2022

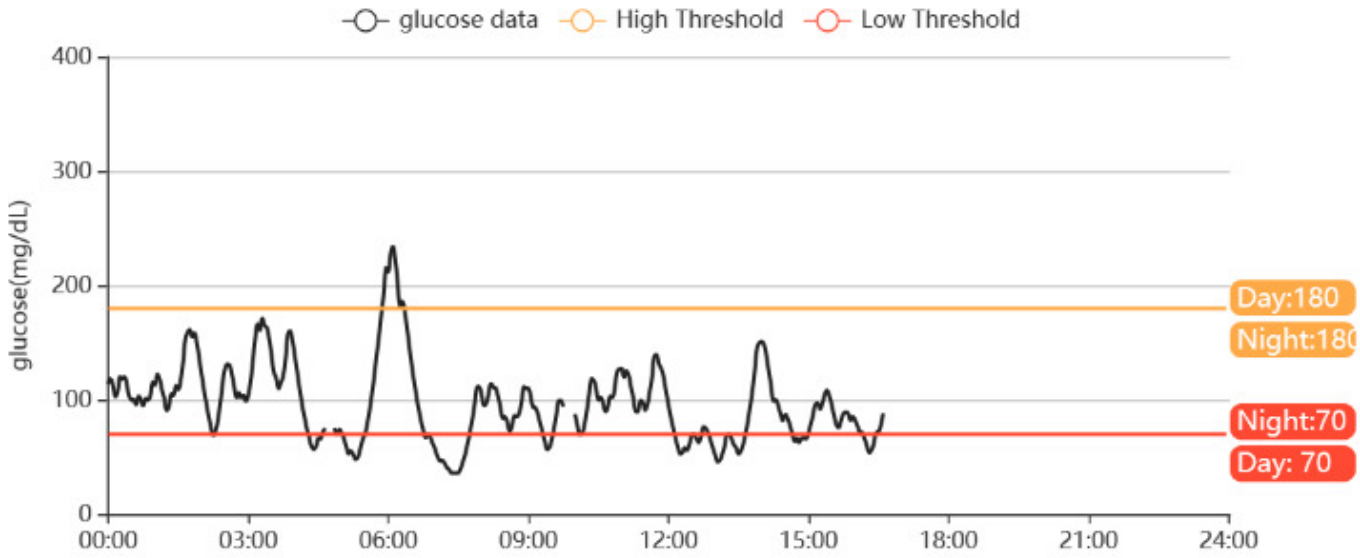

patient:
Test User

Daily Statistics Report

Generation time:
2022-07-09 14:07

14 days | Wed Jun 22,2022 - Tue Jul 05,2022

06:00 - 22:00 Very low < 54 Low54 - 70 Normal70 - 180 High> 180
22:00 - 06:00 Very low < 54 Low54 - 70 Normal70 - 180 High> 180

Daily Statistics	Mon	Tue	Wed	Thu	Fri	Sat	Sun
Distribution							
High	14	5	0	3	2	8	5
Normal	85	85	96	97	87	90	89
Low	1	7	3	0	10	2	4
Very low	0	3	0	0	1	0	1
#Readings	900	806	480	480	647	960	960
Min	61	36	52	70	51	61	49
Max	333	241	181	191	203	256	266
Mean	133	119	107	117	101	125	116
Std. Dev.	49	38	23	27	28	38	37

patient:
Test User

Hourly Statistics Report

Generation time:
2022-07-09 14:07

14 days | Wed Jun 22,2022 - Tue Jul 05,2022

06:00 - 22:00 Very low < 54 Low54 - 70 Normal70 - 180 High> 180
22:00 - 06:00 Very low < 54 Low54 - 70 Normal70 - 180 High> 180

Hourly Statistics	12am-1am	1am-2am	2am-3am	3am-4am	4am-5am	5am-6am	6am-7am	7am-8am	8am-9a
High	0	0	0	0	0	3	3	4	9
Normal	95	100	99	100	97	93	95	87	88
Low	5	0	1	0	3	3	2	3	3
Very low	0	0	0	0	0	2	0	6	0
#Readings	220	220	220	220	217	220	220	220	220
Min	61	71	68	74	57	48	62	36	64
Max	175	175	170	171	181	215	234	231	241
Mean	108	115	120	118	113	111	107	101	109
Std. Dev.	25	26	24	25	24	31	30	35	39

Hourly Statistics	12pm-1pm	1pm-2pm	2pm-3pm	3pm-4pm	4pm-5pm	5pm-6pm	6pm-7pm	7pm-8pm	8pm
High	9	10	7	21	21	5	0	4	10
Normal	81	83	87	76	73	88	90	87	88
Low	9	4	6	3	7	2	5	9	3
Very low	1	2	0	0	0	4	6	0	0
#Readings	220	220	213	207	213	207	220	220	220
Min	52	46	53	67	54	51	49	57	62
Max	230	207	226	310	333	226	157	216	272
Mean	122	132	120	136	131	110	102	117	131
Std. Dev.	45	37	35	57	65	35	27	34	44

AGP Report

Full name	**Test User**
MRN	

Glucose Statistics and Targets

Fri Jun 24,2022 - Tue Jul 05,2022	10.9 days
% Time CGM Active	90.9%

Glucose Ranges	**Targets[% of Readings (Time/Day)]**
Target Range 70-180 mg/dL	Greater than 70% (16h 48min)
Below 70 mg/dL	Less than 4% (58min)
Below 54 mg/dL	Less than 1% (14min)
Above 250 mg/dL	Less than 5% (1h 12min)

Each 5% increase in time in range (70-180 mg/dL) is clinically beneficial.

Avg Glucose	118 mg/dL
glossary_title2	N/A
Glucose Variability	32.2%

Defined as percent coefficient of variation (%CV); target <= 36%

Distribution



Very High (>250 mg/dL)	0.9% (0h 12min)
-High (181 - 250 mg/dL)	5.3% (1h 16min)
-Normal (70 - 180 mg/dL)	89.1% (21h 22min)
-Low (54 - 69 mg/dL)	3.9% (0h 55min)
Very low (<54 mg/dL)	0.9% (0h 12min)

Ambulatory Glucose Profile (AGP)

AGP is a summary of glucose values from the report period, with median (50%) and other percentiles shown as if occurring in a single day.

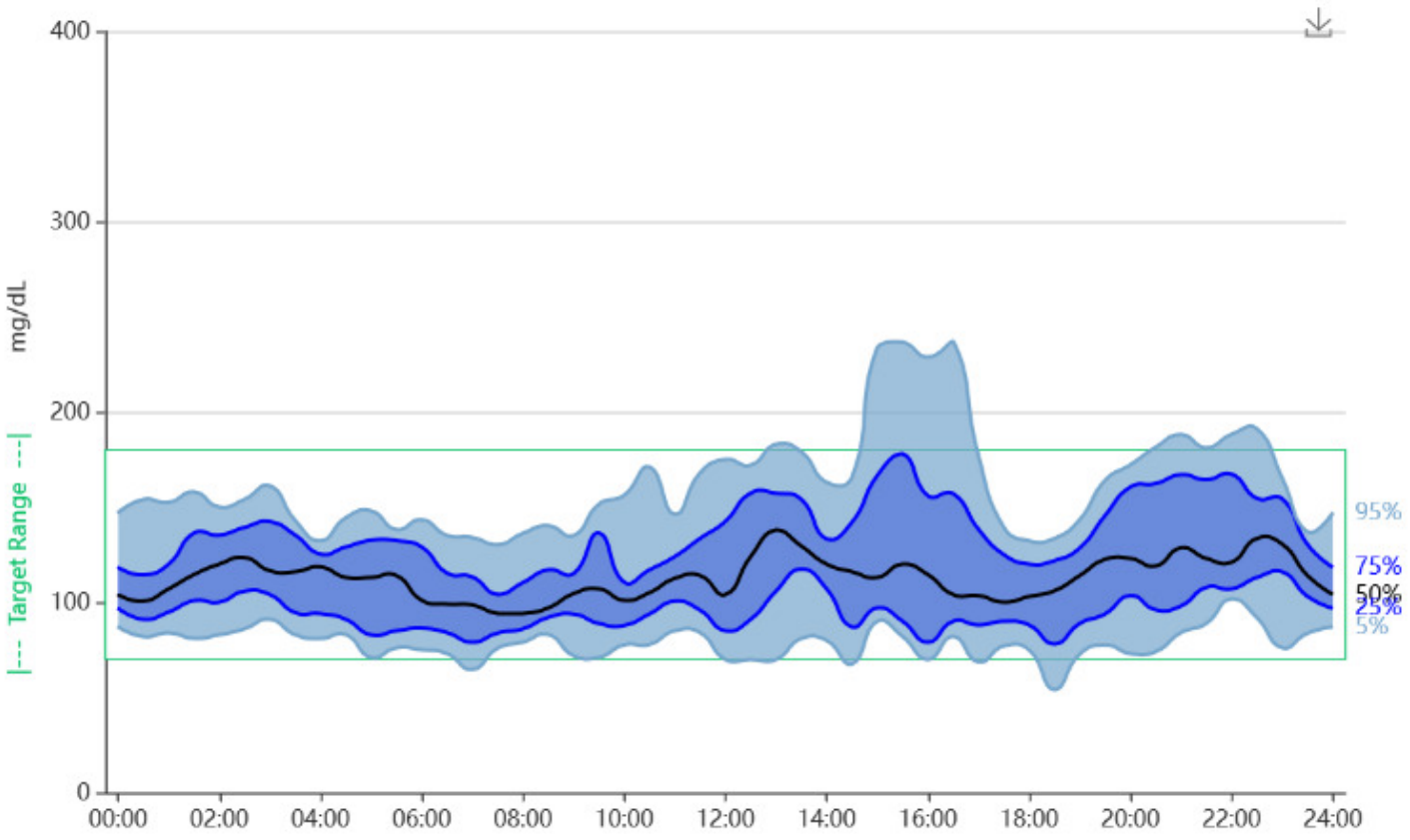

patient:
Test User

Daily Report

Generation time:
2022-07-09 14:07

14 days | Wed Jun 22,2022 - Tue Jul 05,2022

Daily Glucose Profile(2022-06)

Mon	Tue	Wed	Thu	Fri	Sat	Sun
				24	25	26
27	28	29	30			

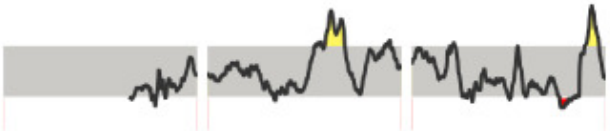

Daily Glucose Profile(2022-07)

Mon	Tue	Wed	Thu	Fri	Sat	Sun
				1	2	3
4	5					